

## Annual RG240 Disclosure

Bateau Global Opportunities Fund  
ASRN 611 746 975

### September 2024

The Bateau Global Opportunities Fund (Fund) is classified as a fund of hedge funds in accordance with Australian Securities and Investments Commission (ASIC) Regulatory Guide 240 "Hedge funds: improving disclosure".

As the Responsible Entity of the Fund, One Managed Investment Services ABN 47 117 400 987 AFSL 297042 ("OMIFL") is required to provide extra information to you, as a retail investor in the Fund. This document contains the extra information and will be provided to you on an annual basis.

This annual RG240 disclosure provides an overview of fund performance and operation along with some key fund information from 1 October 2023 to 30 September 2024.

### Fund Update

The responsible entity (RE) for the Fund approved a new Product Disclosure Statement (PDS) and Target Market determination (TMD) which became operational from 1 March 2024, and opened two new classes of units for investment: Class A and Class B.

The PDS and TMD documents can be accessed online on the Fund's website [www.bateauam.com.au](http://www.bateauam.com.au) or on the RE's website [www.oneinvestment.com.au/bateau](http://www.oneinvestment.com.au/bateau)

Existing units, now referred to as Class 'O' or Ordinary units are not open for new investment but continue to operate as before under the terms of the previous PDS.

### Investment Performance to 30 September 2024

#### Class O (Ordinary) Units – APIR: SLT0068AU ARSN: 6117 46 975

Returns	1 Month	3 Month	6 Month	1 Year	3 Year	5 Year	Since Inception
Net Return Class O	-1.74%	-2.40%	-3.03%	5.06%	0.90%	-1.90%	1.72%
RBA Cash Rate	0.35%	1.08%	2.15%	4.33%	2.80%	1.79%	1.66%
Performance	-2.09%	-3.48%	-5.18%	0.73%	-1.90%	-3.69%	0.06%

**Notes:**

- Returns are calculated in accordance with the standards set out in the Financial Services Council (FSC) Standard No 6.
- Past Performance is not a reliable indicator of future results
- Returns greater than one year are annualised.

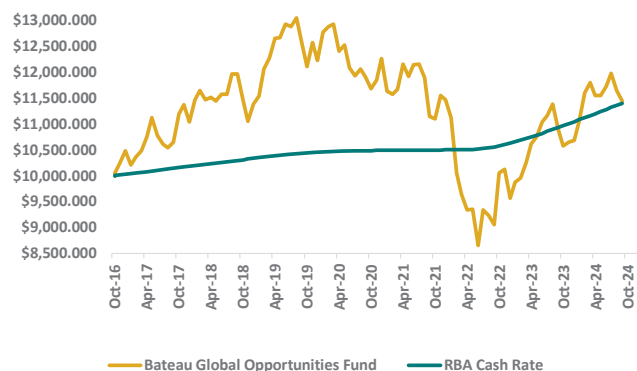
### Annual Investment Returns – Class O

Provided below are the Fund's annual returns, 1 October to 30 September.

Year	Annual Return %
2024	5.06%
2023	20.33%
2022	-18.74%
2021	-6.37%
2020	-5.52%
2019	5.29%
2018	12.44%
2017*	6.56%

\*Denotes since-inception values where whole-year data is unavailable because of the inception date of the Fund.

### Growth of \$10,000 Since Launch



# Bateau Global Opportunities Fund

## Class A Units – APIR: OMF2058AU ISIN: AU600MF20588

Returns	1 Month	3 Month	6 Month	1 Year	3 Year	5 Year	Since Inception
Net Return Class A	-1.72%	-	-	-	-	-	-4.48%
RBA Cash Rate +1%	0.43%	-	-	-	-	-	0.87%
Performance	-2.15%	-	-	-	-	-	-5.35%

Notes:  
 1. Returns are calculated in accordance with the standards set out in the Financial Services Council (FSC) Standard No 6.  
 2. Past Performance is not a reliable indicator of future results

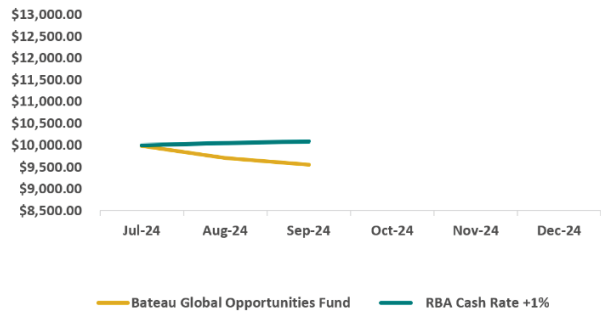
### Annual Investment Returns – Class A

Class A units were first issued on 1 August 2024. Provided below are the since inception returns for the two months to 30 September 2024.

Year	Annual Return %
2024*	-4.48%

\*Denotes since-inception values where whole-year data is unavailable because of the inception date of the unit.

### Growth of \$10,000 Since Launch



## Class B Units – APIR: OMF6818AU ISIN: AU600MF68181

Returns	1 Month	3 Month	6 Month	1 Year	3 Year	5 Year	Since Inception
Net Return Class B	-1.66%	-2.31%	-	-	-	-	-2.31%
RBA Cash Rate +1%	0.43%	1.32%	-	-	-	-	1.32%
Performance	-2.09%	-3.63%	-	-	-	-	-3.63%

Notes:  
 1. Returns are calculated in accordance with the standards set out in the Financial Services Council (FSC) Standard No 6.  
 2. Past Performance is not a reliable indicator of future results

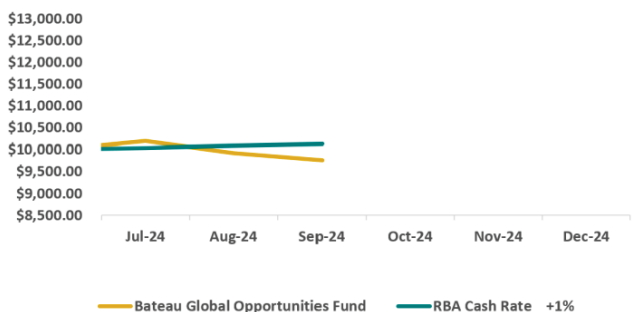
### Annual Investment Returns – Class B

Class B units were first issued on 1 July 2024. Provided below are the since inception returns for the three months to 30 September 2024.

Year	Annual Return %
2024*	-2.31%

\*Denotes since-inception values where whole-year data is unavailable because of the inception date of the unit.

### Growth of \$10,000 Since Launch



Past performance is not a reliable indicator of future performance. Performance for periods greater than one year is annualised. Net performance is calculated on exit-to-exit price basis, e.g., net of ongoing fees, performance fees (if applicable) and expenses and assumes the reinvestment of distributions.

## ASIC Benchmark – Annual Reporting

Provided below is key fund information for the Fund as at 30 September 2024. For further information on the Fund, please refer to the Fund’s Product Disclosure Statement (PDS) which is available on our website or upon request by calling or emailing our offices. Existing investors may also request copies of the previous PDS. Contact information is available at [www.bateauam.com.au](http://www.bateauam.com.au)

## Asset Allocation at 30 September 2024

Asset Type	Allocation
The Apricor Fund (Exchange traded futures and options)	13.91%
Insync Dividend Growth (International equities)	5.21%
Ddraig Equity Fund (International equities)	72.93%
Vanguard ALL WORLD EX US SHS IND ETF VEU (Australian equities)	2.89%
Cash	5.06%

## Leverage Ratio

The Fund does not enter into borrowing arrangements for investment purposes. The Fund may be exposed to leverage through the short selling strategies and potential cash borrowings of underlying funds.

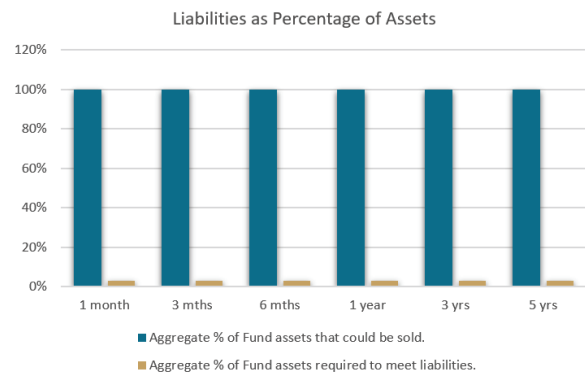
	Gross leverage
Bateau Global Opportunities Fund	1.00

## Derivative Counterparties

For this period, Bateau Global Opportunities Fund did not have any derivative counterparty arrangements.

## Fund Liquidity and Maturity Profile

The graph below shows the estimated percentage of Fund assets that can be sold within one month, compared with the percentage of Fund assets required to meet Fund liabilities that mature within the same timeframe.



## Key Service Providers

The Fund has appointed a key service providers who are involved in ongoing operation and administration. The following changes took place in the period of 1 October 2023 to 30 September 2024:

- Custody: The Custodian of the Fund transitioned from Apex Fund Services Pty Ltd to One Managed Investment Funds Limited (OMIFL). OMIFL have legal title to some assets of the Fund and OMIFL have appointed BNY, a suitably qualified Custodian, to hold other Fund assets.
- Investment Committee: Paul McGregor and Nick Brooks stepped down in March and May 2024 respectively and Mark Ryan was appointed to the committee in April 2024.

For a list of key service providers of the Fund please refer to the Fund’s PDS which is available on the Fund website.

**Important Information:** Numbers in this disclosure statement are unaudited. For the period covered by this annual disclosure there were no material changes to the Fund’s risk profile or the Fund’s strategy. For information since that date, please refer to either of the following websites: [www.bateauam.com.au](http://www.bateauam.com.au) or [www.oneinvestment.com.au/bateau](http://www.oneinvestment.com.au/bateau). This document is issued by One Managed Investment Funds Limited (ABN 47 117 400 987) (AFSL 297042) (OMIFL) as responsible entity of the Bateau Global Opportunities Fund ARSN 611 746 975 (Fund). Bateau Asset Management Pty Ltd is the investment manager of the Fund (Investment Manager). The information provided in this document is general in nature and does not constitute investment advice or personal financial product advice. This information does not take into account your investment objectives, particular needs or financial situation. You should seek independent financial advice. The content of this document does not constitute an offer or solicitation to subscribe for units in the Funds or an offer to buy or sell any financial product. Accordingly, reliance should not be placed on this document as the basis for making an investment, financial or other decision. Past performance is not a reliable indicator of future performance. Performance comparisons are provided purely for information purposes only and should not be relied upon. The information included in this document may include information that is predictive in character which may be affected by inaccurate assumptions or by known or unknown risks and uncertainties and may differ materially from results ultimately achieved. Whilst all care has been taken in preparation of this document, neither OMIFL nor the Investment Manager give any representation or warranty as to the reliability, completeness or accuracy of the information contained in this document. Neither OMIFL nor the Investment Manager accepts liability for any inaccurate, incomplete or omitted information of any kind or any losses caused by using this information. The Product Disclosure Statement (PDS) and a Target Market Determination (TMD) for the Fund are available on the Fund website. Current Class O investors who wish to view the previous version of these documents can apply for copies to the Investment Manager (Bateau Asset Management). Contact information is available at [www.bateauam.com.au](http://www.bateauam.com.au)